

Physian

Defined by Detail.



ARTVIO
— LAMINATES —

The Artvio Laminates logo, featuring a gold teardrop icon with a stylized 'A' inside, above the text "ARTVIO" in a bold, white, sans-serif font, with "LAMINATES" in a smaller font below it. Below the logo, there are two circular frames containing various laminate samples: a grey stone-like texture, a dark wood grain, and a light wood grain. The background is dark grey with a thin gold horizontal line on the right side.

ARTVIO
LAMINATES

ELYSIAN — Defined by Detail is Artvio's latest laminate collection, created for spaces where refinement is felt in every touch. Each surface is thoughtfully crafted with a focus on precision, texture, and balance, celebrating the quiet power of well-considered design. From subtle grains to sophisticated finishes, ELYSIAN reflects Artvio's commitment to transforming everyday interiors into expressions of timeless elegance and individuality. The collection brings together refined textures, harmonious tones, and meticulously finished surfaces that reveal their character up close. Designed to elevate modern interiors, ELYSIAN embodies Artvio's belief that true luxury lives in the details—subtle, intentional, and enduring.



Elegance
Perfected in Detail



Designed with Intent

 Chemical Resistance

 Termite Free

 Stain Resistance

 Easy to Blend

 Anti-Skid Resistance

 Frost Resistance

Subtle textures, refined finishes, and carefully calibrated tones create laminates that engage both touch and sight.

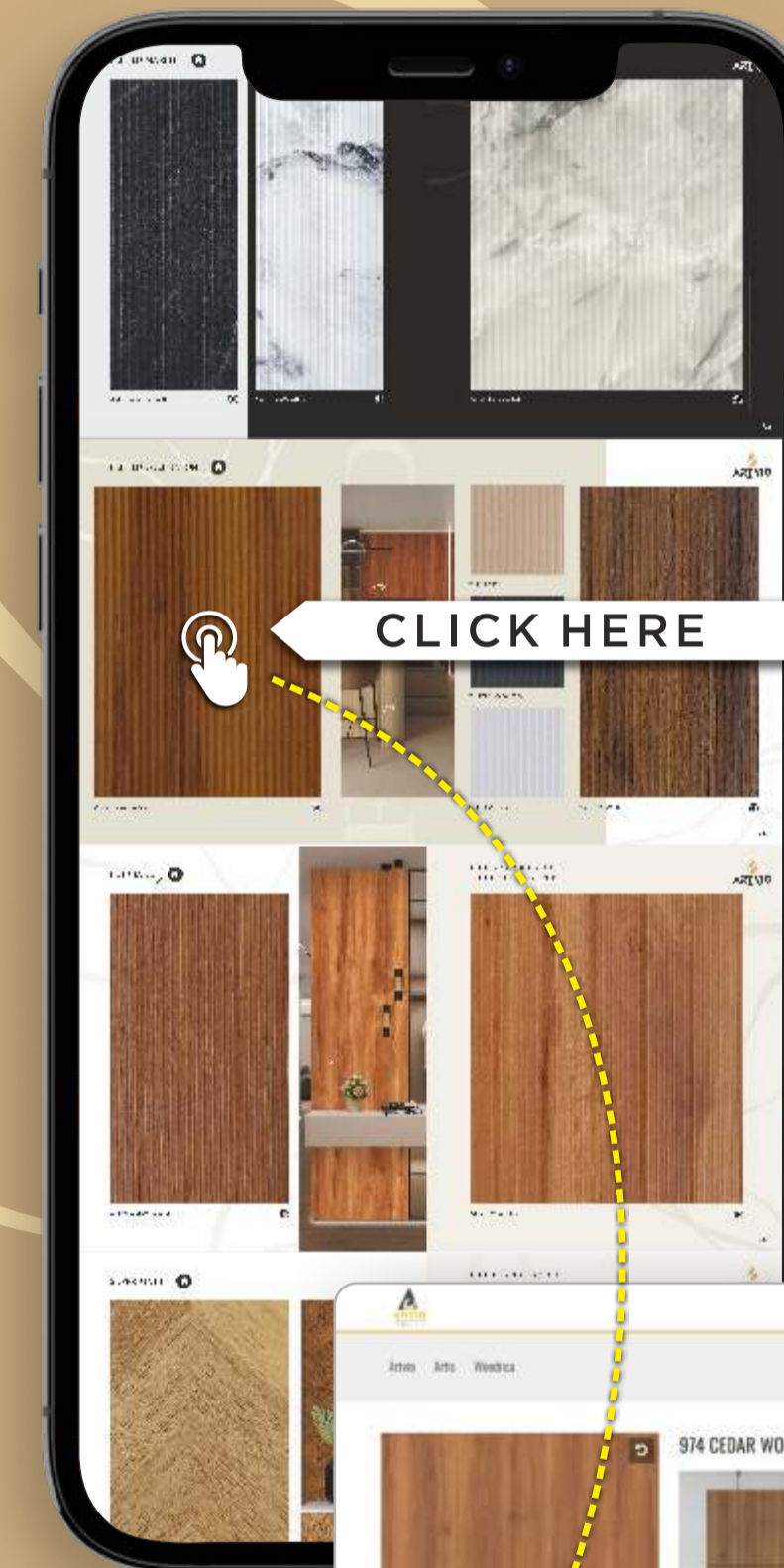



INTERACTIVE INDEX

Please click on the Sample beside the Finish Name to scroll to the specific finish page

Click on the Home button to return back to the Finish Index.

CLICK HERE



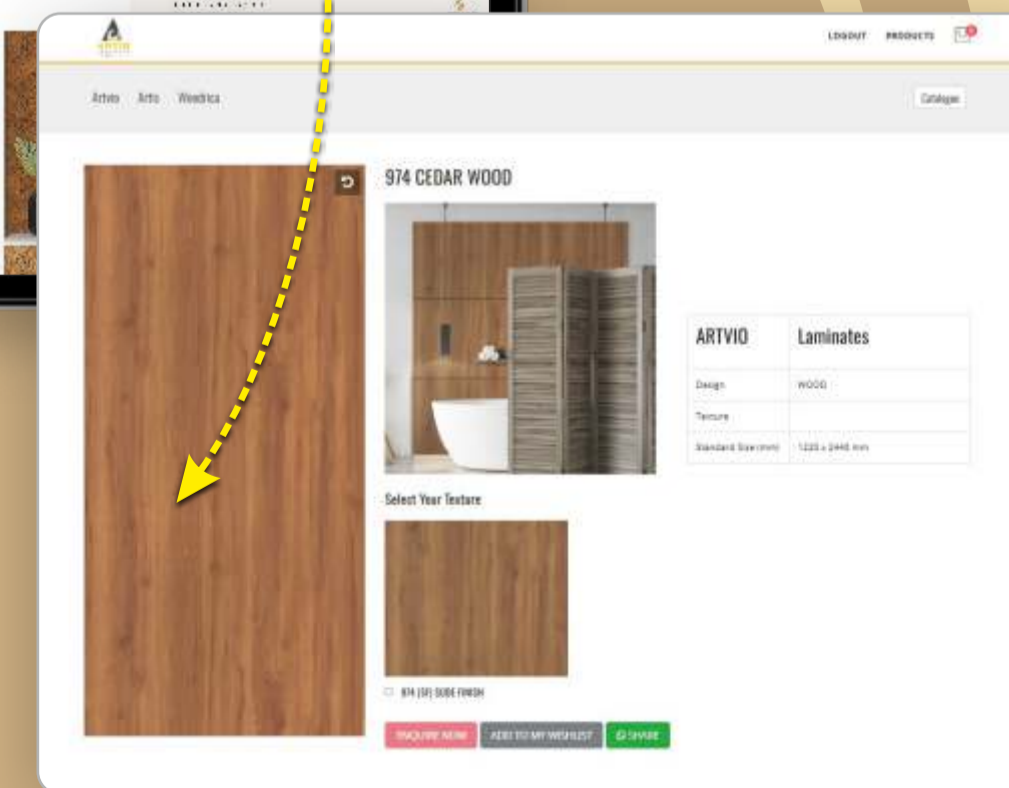
CLICK HERE

1. Open downloaded e-PDF on any device.
2. Browse through our entire collection right on your fingertips.
3. Like a product or design? Click anywhere on the product to open its dedicated webpage.
4. Here you will find the following details about the

Product you chose:




























- Full Sheet View
- Application Preview
- Available Textures
- Technical Details
- Option to send an enquiry

5. You can find the same information about all the products in the PDF by clicking on them.



INTERACTIVE FINISH INDEX

Subtle. Sophisticated.
Signature.

	FLUTED COLLECTION 01 TO 06		METALIC SOLID 18		WOODEN ASH 37 TO 42		URBANIA OAK 64 TO 66
	LOUVIANO 07 TO 08		PASTEL 19 TO 20		FLUTER 43 TO 46		PALLET ART 67 TO 70
	SUPER MATT 09 TO 10		SOLID 21 TO 22		SUPER MATT 47 TO 54		MAJESTIC BOXES 71 TO 72
	MARBONITE 11 TO 14		WOODEN SUPER GLOSS 23 TO 24		HORIZONTAL ASH 55 TO 58		SUPER GLOSS 73 TO 86
	ACRYLIC 15 TO 16		RIVIERA LINE 25 TO 28		STONE ART 59 TO 60		ELITE VENEER 87
	SPARKLES 17		MARBLE GLOSS 29 TO 36		NEXUS WOOD 61 TO 62		ROMAN WAVES 88
					HEXATICO 89		
					TRIDENT 90		
					SUEDE FINISH 91 TO 101		



QR Scan Benefits

WEBSITE



SOCIAL MEDIA



MESMERISING APPEAL

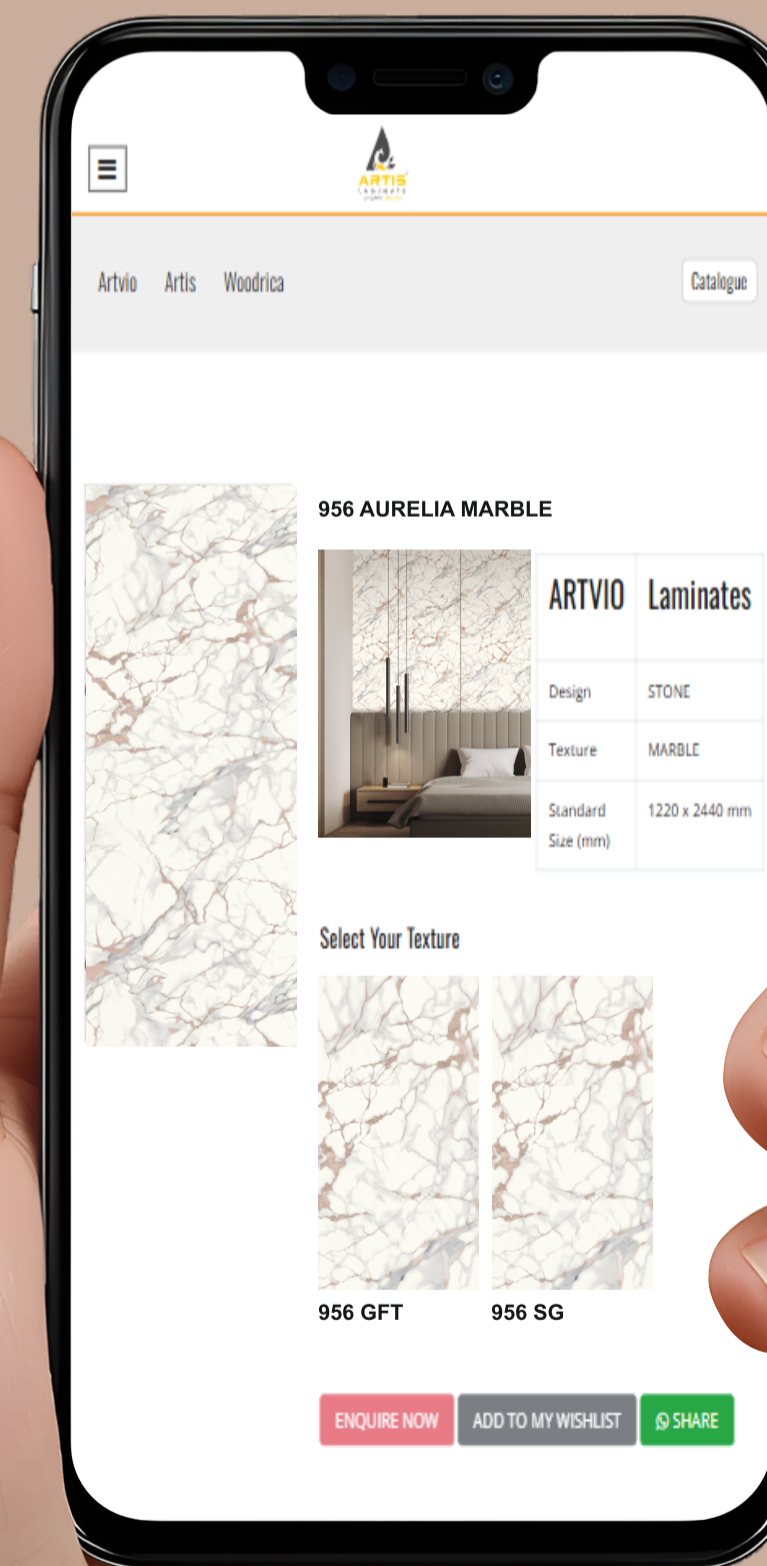
Experience firsthand true
delight of our designs in your
spaces with our laminate guide

A CLASS APART

Let yourself be embraced by
the beauty and elegance that
our shades and textures bring
to every space that they grace

Product you chose:


- Full Sheet View
- Application Preview
- Available Textures
- Technical Details
- Option to send an enquiry



Scan The QR Code
For Full Sheet View




FLUTED MARBLE




956 | GFT | AURELIA MARBLE





986 | FT | BLACK MARQUINA




980 | FT | CLOUD WHITE



985 | GFT | EMERALD ISLE





974 | GFT | CEDAR WOOD



974

710



710 | FT | BEIGE



719 | FT | CHARCOAL GREY




714 | FT | LIGHT GREY




976 | FT | AVALON TEAK






996 | LV | BOURBON WALNUT



801 | LV | HONEY WALNUT






803 | SM | SAHARA CHEVRON



804 | SM | MAHOGANY CHEVRON






955 | MT | IMPERIAL BIANCO



The Art of
Timeless
Marble



304 | ACR | ONYX GREY



302 | ACR | SILK BEIGE




957 | MT | OBSIDIAN SLATE






986 | MT | BLACK MARQUINA



936 | MT | SATVARIO MARBLE



ACRYLIC



301 | ACR
PEARL WHITE PR



302 | ACR
SILK BEIGE PR




303 | ACR
MOCHA GLAZE PR

The Beauty
of Bold
Expression



307 | ACR
GREY ADE PR



308 | ACR
SERENE BLUE PR



305 | ACR
DEW GREEN PR



306 | ACR
DEEP SAGE PR

The Depth of
Beautiful
Color



304 | ACR
ONYX GREY PR



948 | SPK | WHITE




950 | SKP | GLITTERY BLACK



952 | SPK | BLACK CURRANT



943 | MTS | ELYSIAN WHITE



944 | MTS | GRAPHITE GREY



947 | MTS | SUNSET COPPER



951 | SPK | RED



945 | MTS | MOCHA CHROME




946 | MTS | BYZANTINE BRONZE




954 | MTS | VENETIAN RUBY

PASTEL

Color
that
Creates
Character



702 | SM
FROSTY WHITE



730 | SM
ROYAL IRISH CREAM



731 | SM
CAPPUCCINO



720 | SM
HARBOUR GREY




727 | SM
MINT GREEN



726 | SM
EMERALD TEAL



719 | SM
CHARCOAL GREY




721 | SM
DOLPHIN GREY



725 | SM
PASTEL GREEN



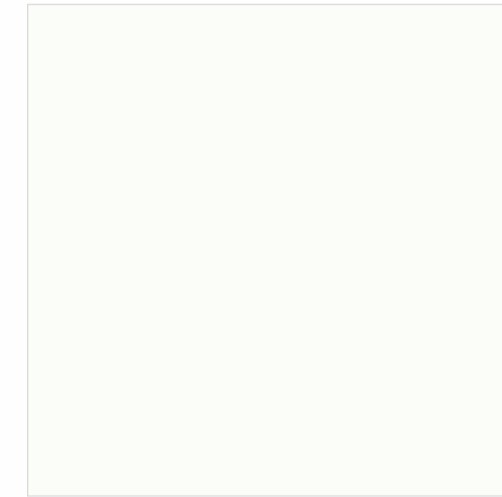
723 | SM
PARIS PINK



729 | SM
PASTEL BLUE



712 | SM
SAPPHIRE BLUE



702 | SG
FROSTY WHITE



730 | SG
ROYAL IRISH CREAM



720 | SG
HARBOUR GREY



731 | SG
CAPPUCCINO



727 | SG
MINT GREEN



725 | SG
PASTEL GREEN



721 | SG
DOLPHIN GREY



719 | SG
CHARCOAL GREY



723 | SG
PARIS PINK



726 | SG
EMERALD TEAL




729 | SG
PASTEL BLUE




712 | SG
SAPPHIRE BLUE




SOLID



701 | SG
SNOW WHITE




702 | SG
FROSTY WHITE




703 | SG
IVORY



710 | SG
BEIGE




714 | SG
LIGHT GREY



715 | SG
DARK GREY



716 | SG
COFFEE



717 | SG
BLACK

Elevate
Every
Tone



SHADED TO PERFECTION



711 | SG
BLUE



713 | SG
PURPLE



706 | SG
PINK



708 | SG
DREAM GREEN



709 | SG
MIDDLE GREEN



707 | SG
FLUORESCENT GREEN

The
Essence of
True Color

Where
Shades
Speak Style



704 | SG
ORANGE



705 | SG
RED



WOODEN


SUPERGLOSS




988 | SG | EMBER WOOD



987 | SG | CANARY WOOD



974 | SG | CEDAR WOOD



801 | SG | HONEY WALNUT





990 | RL | CASTLE WALNUT




C A R V E D I N C H A R A C T E R



979 | RL | BOURBON WOOD





913 | RL | MAHOGANY OAK



996 | RL | BOURBON WALNUT





955 | SG | IMPERIAL BIANCO



957 | SG | OBSIDIAN SLATE



Inspired by
Stone
Perfection







802 | SG | EMBER RUST



Luxury
in Every
Vein




947 | MTS
SUNSET COPPER



956 | SG | AURELIA MARBLE







936 | MR | SATVARIO NARBLE



303 | ACR
MOCHA GLAZE




712 | SG
SAPPHIRE BLUE



980 | MR | CLOUD WHITE






986 | MR | BLACK MARQUINA



999 | MR | DESERT SWIRL



985 | MR | EMERALD ISLE



998 | MR | MYSTIC FUSION







The Art of
Wooden
Elegance




731 | SM
CAPPUCCINO



723 | SM
PARIS PINK



959 | SM | COGNAC OAK



958 | SM | CHAMPAGNE OAK



S H A P E D B Y N A T U R E



WOODEN

WOODEN ASH



989 | WA | SIENNA TEAK






979 | WA | BOURBON WOOD



974 | WA | CEDAR WOOD



966 | WA | ROSEWOOD EP1BER



976 | WA | AVALON TEAK





720 | FR | HARBOUR GREY




714 | FR | LIGHT GREY



963 | FR | SANDSTONE FLUTES



715 | FR | DARK GREY



964 | FR | ONYX FLUTES



The
Essence of
Pure
Elegance




910 | FR | DUSKY OAK



974 | FR | CEDAR WOOD



N A T U R A L L Y R E F I N E D



917 | FR | AUTUMN WALNUT





TIMBERED TO LAST




970 | SM | HONEY MAPLE



978 | SM | OPULENT TEAK



977 | SM | SATIN TEAK



995 | SM | CRIMSON WALNUT





993 | SM | SCANDINAVIAN OAK



987 | SM | CANARY WOOD



988 | SM | EMBER WOOD





982 | SM | ECLAT MOSIAC



983 | SM | LUXOR MOSIAC



Inspired
by Natural
Harmony



906 | SM | SILK CHEVRON



907 | SM | MOCHA CHEVRON





956 | SM | AURELIA MARBLE



955 | SM | IMPERIAL BIANCO



985 | SM | EMERALD ISLE



986 | SM | BLACK Marquina






B U I L T W I T H W A R M T H




968 | HA | TROPICAL TEAK



917 | HA | AUTUMN WALNUT



HORIZONTAL ASH



975 | HA | ALPHA WILLOW



920 | HA | GOLD ENIGNA



R O O T E D I N D E S I G N



910 | HA | DUSKY OAK



922 | HA | GOLDEN ENBER OAK






901 | ST | GREY GARNET



902 | ST | MIONIGHT GREY



802 | ST | EMBER RUST



984 | ST | GREEN Tournaline






978 | NW | OPULENT TEAK



973 | NW | DARK ELM



997 | NW | SATIN TEAK



910 | NW | DUSKY OAK





URBANIA OAK



972 | UO | GOLDEN ELN



973 | UO | DARK ELM






987 | UO | CANARY WOOD



922 | UO | GOLDEN ENBER OAK




994 | UO | AMBER TEAK






A U T H E N T I C I N E V E R Y L I N E



804 | PT | MAHOGANY CHEVRON



803 | PT | SAHARA CHEVRON



910 | PT | DUSKY OAK






906 | PT | SILK CHEVRON



983 | PT | LUXOR MOSIAC



907 | PT | MOCHA CHEVRON



982 | PT | ECLAT MOSIAC




BOXES

M A J E S T I C



979 | MB | BOURBON WOOD




910 | MB | DUSKY OAK



MAJESTIC BOXES



973 | MB | DARK ELM



931 | MB | RICH CHERRY WOOD






938



937 | MR | CALICUT MARBLE



938 | MR | SICILY MARBLE



941 | MR | DARK ENPERADOR



942 | MR | CREMA MARBLE





940 | SG | RIVER STONE



981 | MR | BLACK GALAXY




Crafted for
Lasting
Impressions



Wood



906 | SG | SILK CHEVRON



907 | SG | MOCHA CHEVRON



MASTERCRAFTED
MINERAL







973 | SG | DARK ELM



972 | SG | GOLDEN ELM



958 | SG | CHAMPAGNE OAK




959 | SG | COGNAK OAK



F I N I S H E D I N F I N E G R A I N



997 | SG | EXOTIC WALNUT



931 | SG | RICH CHERRY WOOD



975 | SG | ALPHA WILLOW



976 | SG | AVALON TEAK






935 | SG | SPRING WALNUT



995 | SG | CRIMSON WALNUT



917 | SG | AUTUMN WALNUT



970 | SG | HONEY MAPLE



WOODEN SUPER GLOSS



910 | SG | DUSKY OAK



967 | SG | IMPERIAL WALNUT



913 | SG | MAHOGANY OAK



968 | SG | TROPICAL TEAK



GRAIN PERFECTED



994 | SG | AMBER TEAK



966 | SG | ROSEWOOD EMBER





922 | SG | GOLDEN EMBER OAK



979 | SG | BOURBON WOOD



920 | SG | GOLD ENIGMA



918 | SG | ESPRESSO ASH




919 | SG | IVORY ASH





931 | EL | RICH CHERRYWOOD



913 | EL | MAHOGANY OAK



931 | RW | RICH CHERRYWOOD



919 | RW | IVORY ASH




930 | RW | MERLOT OAK





910 | HT | DUSKY OAK




913 | TR | MAHOGANY OAK



PRECISION
IN WOOD

The
Harmony
of Wood &
Design

Nature



917 | TR | AUTUMN WALNUT



SUEDE FINISH

G R A I N T H A T G R O U N D S



976 | SF | AVALON TEAK



979 | SF | BOURBON WOOD



987 | SF | CANARY WOOD



988 | SF | EMBER WOOD




SUEDE FINISH





972 | SF | GOLDEN ELM



973 | SF | DARK ELM



993 | SF | SCANDINAVIAN OAK



913 | SF | MAHOGANY OAK



996 | SF | BOURBON WALNUT





922 | SF | GOLDEN ENBER OAK



968 | SF | TROPICAL TEAK



989 | SF | SIENNA TEAK



The Art
of
Wooden
Living



977 | SF | SATIN TEAK




978 | SF | OPULENT TEAK





906 | SF | SILK CHEVRON



907 | SF | MOCHA CHEVRON



970 | SF | HONEY MAPLE



995 | SF | CRIMSON WALNUT



919 | SF | IVORY ASH



918 | SF | ESPRESSO ASH



910 | SF | DUSKY OAK



969 | SF | VINTAGE TEAK





966 | SF | ROSEWOOD EP1BER



965 | SF | LIGHT IRISH TEAK



915 | SF | MIDNIGHT ASH




927 | SF | SPRING OAK



932 | SF | VENETIAN WOOD



931 | SF | RICH CHERRYWOOD




967 | SF | IMPERIAL WALNUT




971 | SF | ONYX RUSH




SOLID SUEDE FINISH



701 | SF
SNOW WHITE




702 | SF
FROST Y WHITE



703 | SF
IVORY



710 | SF
BEIGE



715 | SF
DARK GREY



714 | SF
LIGHT GREY



721 | SF
DOLPHIN GREY



717 | SF
BLACK

Pure
Shades.
Pure
Impact.



711 | SF
BLUE



705 | SF
RED



INDEX & TECHNICAL SPECIFICATION



SR. NO.	DESIGN NO.	FINISH	PG. NO.
1	301	ACR	15
2	302	ACR	15
3	303	ACR	15
4	304	ACR	16
5	305	ACR	16
6	306	ACR	16
7	307	ACR	15
8	308	ACR	16
9	701	SG	21
10	701	SF	101
11	702	SM	19
12	702	SG	20
13	702	SG	21
14	702	SF	101
15	703	SG	21
16	703	SF	101
17	704	SG	22
18	705	SG	22
19	705	SF	101
20	706	SG	22
21	707	SG	22
22	708	SG	22
23	709	SG	22
24	710	FT	6
25	710	SG	21
26	710	SF	101
27	711	SG	22
28	711	SF	101
29	712	SM	19
30	712	SG	20
31	713	SG	22
32	714	SG	21
33	714	FR	43
34	714	SF	101
35	715	SG	21
36	715	FR	43
37	715	SF	101
38	716	SG	21
39	717	SG	21
40	717	SF	101
41	718	FT	6
42	718	SM	19
43	719	SG	20
44	720	SM	19
45	720	SG	20
46	720	FR	43
47	721	SM	19
48	721	SG	20
49	721	SF	101
50	723	SM	19
51	723	SG	20
52	725	SM	19
53	725	SG	20
54	726	SM	19
55	726	SG	20
56	727	SM	19
57	727	SG	20
58	729	SM	19
59	729	SG	20
60	730	SM	19
61	730	SG	20
62	731	SM	19
63	731	SG	20
64	801	LV	8
65	801	SG	24
66	802	SG	31
67	802	ST	60
68	803	SM	9
69	803	PT	68
70	804	SM	10
71	804	PT	68
72	901	ST	59
73	902	ST	59
74	906	SM	52
75	906	PT	68
76	906	SG	76
77	906	SF	97
78	907	SM	52
79	907	PT	68
80	907	SG	76
81	907	SF	97
82	910	FR	45
83	910	HA	58
84	910	NW	62
85	910	PT	67
86	910	MB	71
87	910	SG	83
88	910	HT	89
89	910	SF	98
90	913	RL	27
91	913	SG	83
92	913	EL	87
93	913	TR	90
94	913	SF	94
95	914	FT	6
96	915	SF	100
97	917	FR	46
98	917	HA	56
99	917	SG	81
100	917	TR	90
101	918	SG	86
102	918	SF	97
103	919	SG	86
104	919	RW	88
105	919	SF	97
106	920	HA	57
107	920	SG	86
108	922	HA	58
109	922	UD	65
110	922	SG	85
111	922	SF	95
112	927	SF	100
113	930	RW	88
114	931	MB	72
115	931	SG	79
116	931	EL	87

SR. NO.	DESIGN NO.	FINISH	PG. NO.
117	931	RW	88
118	931	SF	99
119	932	SF	99
120	935	SG	81
121	936	MT	14
122	936	MR	33
123	937	MR	73
124	938	MR	73
125	940	SG	75
126	941	MR	74
127	942	MR	74
128	943	MTS	18
129	944	MTS	18
130	945	MTS	18
131	946	MTS	18
132	947	MTS	18
133	948	SPK	17
134	950	SPK	17
135	951	SPK	17
136	952	SPK	17
137	954	MTS	18
138	955	MT	11
139	955	SG	29
140	955	SM	53
141	956	GFT	2
142	956	SG	32
143	956	SM	53
144	957	MT	12
145	957	SG	30
146	958	SM	38
147	958	SG	78
148	959	SM	37
149	959	SG	78
150	960	FR	44
151	964	FR	44
152	965	SF	99
153	966	WA	41
154	966	SG	84
155	966	SF	99
156	967	SG	83
157	967	SF	100
158	968	H	55
159	968	SG	83
160	968	SF	95
161	969	SF	98
162	970	SM	47
163	970	SG	82
164	970	SF	98
165	971	SF	100
166	972	UD	64
167	972	SG	77
168	972	SF	93
169	973	NW	62
170	973	UD	64
171	973	MB	72
172	973	SG	77
173	973	SF	93
174	974	GFT	5
175	974	SG	24
176	974	WA	42
177	974	FR	45
178	975	HA	57
179	975	SG	80
180	976	FT	6
181	976	WA	42
182	976	SG	80
183	976	SF	91
184	977	SM	48
185	977	SF	96
186	978	SM	48
187	978	NW	61
188	978	SF	96
189	979	RL	26
190	979	WA	41
191	979	MB	71
192	979	SG	85
193	979	SF	91
194	980	FT	3
195	980	MR	34
196	981	MR	75
197	982	SM	51
198	982	PT	70
199	983	SM	51
200	983	PT	70
201	984	ST	60
202	985	GFT	4
203	985	MR	35
204	985	SM	54
205	986	FT	3
206	986	MT	13
207	986	MR	35
208	986	SM	54
209	987	SG	23
210	987	SM	50
211	987	UD	65
212	987	SF	92
213	988	SG	23
214	988	SM	50
215	988	SF	92
216	989	WA	40
217	989	SF	95
218	989	RL	25
219	993	SM	49
220	993	SF	94
221	994	UD	66
222	994	SG	84
223	995	SM	47
224	995	SG	82
225	995	SF	98
226	996	LV	7
227	996	RL	28
228	996	SF	94
229	997	NW	61
230	997	SG	79
231	998	MR	36
232	999	MR	36


PROPERTIES	SPECIFIED VALUES AS PER IS:2046-1995, TYPE S, VGS	ARTIS LAMINATE CONFORMS	SPECIFIED VALUES AS PER IS:2046-1995, TYPE S, VGS	ARTIS LAMINATE CONFORMS
Resistance to surface wear	350 (Revolutions)	✓	350 (Revolutions)	✓
Resistance to immersion in boiling water - Mass increase (%) - Thickness increase (%) - Appearance	10.0 (Maximum) 11.8 (Maximum) Not worse than 4	✓	7.5 (Maximum) 8.5 (Maximum) Not worse than 4	✓
Resistance to dry heat 180° c	Not worse than 4	✓	Not worse than 4	✓
Dimensional stability at deviated temperature - Longitudinal (%) - Transverse (%)	0.55 (Maximum) 1.025 (Maximum)	✓	0.44 (Maximum) 0.86 (Maximum)	✓
Dimensional stability at 20°C - Longitudinal (%) - Transverse (%)	0.375 (Maximum) 0.60 (Maximum)	✓	0.31 (Maximum) 0.49 (Maximum)	✓
Resistance to impact by small diameter ball	20 N (Minimum)	✓	20 N (Minimum)	✓
Resistance to cracking	Not worse than 4	✓	Not worse than 4	✓
Resistance to scratching	2 N (Minimum)	✓	2 N (Minimum)	✓
Resistance to staining	Not worse than 5	✓	Not worse than 5	✓
Resistance to colour change (wood standards) - In xenon arc light - In enclosed carbon arc light	Not worse than 6 Not worse than 5	✓	Not worse than 6 Not worse than 5	✓
Resistance to cigarette burns	Not worse than 3	✓	Not worse than 3	✓
Resistance to steam	Not worse than 4	✓	Not worse than 4	✓
Appearance	Should be free from foreign particles	✓	Should be free from foreign particles	✓

PRODUCT SPECIFICATION:

- PRODUCT** : High pressure decorative laminated sheets
- Size** : 2440 X 1220 mm
- Thickness** : 0.8 mm
- Finish** : Fluted Marble, Flute Collection, Marbonite, Super Matt, Marble, Wooden Super Gloss, Rivera Line, Wooden Ash, Urbania Oak, Fluter, Horizontal Ash, Stone Art, Nexus Wood, Horizon Oak, Pallet Art, Majestic Boxes, Pastel Super Matt, Sparkles, Metallic Solid, Solid Super Gloss, Super Gloss, Wooden Super Gloss, Hexatico, Elite Veneer, Trident, Exotic Leaf, Roman Waves, Suede Finish
- Maintenance** : Clean with mild soap solution or house hold detergent, abrasive cleaners should not be used, it is recommended for vertical use only. Avoid direct sunlight.
- Resistance** : To surface wear, immersion in boiling water, dry heat, impact by small dia. ball, cigarette burns, staining, scratches, color change in xenon light.



CM/L-9100141909



NO CLAIM WILL BE ENTERTAINED FOR AIR BUBBLES



Cutting a laminate sheet at an angle of 90 degree leads to development of cracks in corner after pasting. Therefore it is advisable to avoid cutting at an angle of 90 degrees.



IGBC



- Guaranteed Thickness
- High Quality Back sanding
- The Samples shows in the shade Chart are only indicative of the color patterns and shades available.
- Artis Laminate warrants that all its products are free from manufacturing defects and perfectly fit for use under normal conditions. Incase of any claims, the liability of the company is however limited to the cost of the product only.



SCAN THE QR CODE FOR
AN E- CATALOGUE



A QUALITY PRODUCT BY
ARTIS LAMINATE

Factory: Village Marupur, near Jathlana, Yamuna Nagar, Haryana 135001

 : www.artislaminates.com |  : info@artislaminates.com

